

Driver: \_\_\_\_\_ Event: \_\_\_\_\_

Date: \_\_\_\_\_ Track: \_\_\_\_\_


Qualify: \_\_\_\_\_ TQ:  Main: \_\_\_\_\_ Finish: \_\_\_\_\_ Best Lap Time: \_\_\_\_\_

Front Suspension

Ride Height: \_\_\_\_\_  
 Camber: \_\_\_\_\_  
 Toe: \_\_\_\_\_  
 Arm Type: \_\_\_\_\_  
 Tower Type: \_\_\_\_\_

Anti Roll Bar: \_\_\_\_\_  
 None   
 White (0.8mm)   
 Gray (0.9mm)   
 Blue (1.0mm)   
 Other: (1.6mm)

Bump Steer Spacing: \_\_\_\_\_



Axle Height: \_\_\_\_\_

0.5mm   
 1mm   
 2mm

Ball Stud Spacing: \_\_\_\_\_




Spacing: \_\_\_\_\_

Hinge Pin Hole: \_\_\_\_\_

Caster Block Degree: \_\_\_\_\_  
 Bulkhead Type: \_\_\_\_\_  
 Kick-Up Angle: \_\_\_\_\_  
 Wheel Adapters: \_\_\_\_\_

Steering Plate: \_\_\_\_\_

Rear Arm Mount Spacing: \_\_\_\_\_



Rear Toe-In: \_\_\_\_\_

0° Degree   
 1° Degree   
 2° Degree

Spacing: \_\_\_\_\_

# Notes

Rear Suspension

Ride Height: \_\_\_\_\_  
 Camber: \_\_\_\_\_  
 Wheel Adapter: \_\_\_\_\_  
 CVA Pin Location: \_\_\_\_\_  
 Hub Spacing: \_\_\_\_\_  
 Forward  Middle  Back   
 Shock Mounting Position: \_\_\_\_\_  
 Front of Arm  Rear of Arm

Anti Roll Bar: \_\_\_\_\_  
 None   
 White (1.2mm)   
 Gray (1.3mm)   
 Blue (1.4mm)   
 Other: \_\_\_\_\_


Rear Hub Link Setting: \_\_\_\_\_

Plastic Hub  Aluminum Hub



Ball Stud Spacing: \_\_\_\_\_

Shock Towers: \_\_\_\_\_



Link Placement: \_\_\_\_\_


Front Camber Link Placement: \_\_\_\_\_



Turnbuckle Length: \_\_\_\_\_

Hub Spacing: \_\_\_\_\_

0mm   
 0.5mm   
 1mm



Front Arm Hole: \_\_\_\_\_



Rear Arm Hole: \_\_\_\_\_

Hinge Pin Hole: \_\_\_\_\_



# Notes

Track Info, Tires & Aero Electronics, Drivetrain & Shocks

Radio: \_\_\_\_\_ Servo: \_\_\_\_\_  
 EPA: \_\_\_\_\_ % Brake: \_\_\_\_\_  
 Throttle: \_\_\_\_\_ %  
 ESC: \_\_\_\_\_  
 ESC Settings: \_\_\_\_\_  
 Motor: \_\_\_\_\_ Timing: \_\_\_\_\_  
 Pinion: \_\_\_\_\_ Spur: \_\_\_\_\_  
 Battery: \_\_\_\_\_  
 Battery Position: \_\_\_\_\_

Drivetrain: \_\_\_\_\_

% Transmission: \_\_\_\_\_

Diff. Pulleys: \_\_\_\_\_

Stock Front 33T  Stock Rear 33T  
 RRP 14 Hole  3/32 Ball Type  
 Rear Wide Pulley  Ceramic  
 Ball Diff:  Tungsten  
 Gear Diff:  Chrome Steel

Slipper Clutch: \_\_\_\_\_

# of Pads: \_\_\_\_\_ Pad Brand/Material: \_\_\_\_\_

Shocks: \_\_\_\_\_

	Front	Rear
Piston:		
Fluid:		
Spring:		
Limiters:		
Stroke:		
Eyelet Length:		
Cup Offset:		
Notes:		



Stroke

Size: Small  Medium  Large  Extra Large   
 Surface: Dirt  Carpet  Astroturf  Multi Surface   
 Traction: Low  Medium  High  Very High   
 Moisture: Dry  Damp  Wet   
 Condition: Indoor  Outdoor  Dusty  Hard Packed   
 Bumpy  Grooved  Smooth  Loamy   
 Temperature: Ambient:  Humidity: \_\_\_\_\_  
 Notes:

Front Tires: \_\_\_\_\_

Front Compound: \_\_\_\_\_

Front Insert: \_\_\_\_\_

Rear Tires: \_\_\_\_\_

Rear Compound: \_\_\_\_\_

Rear Insert: \_\_\_\_\_

Wheel (F/R): \_\_\_\_\_

Notes: \_\_\_\_\_

Body: \_\_\_\_\_

Wing: \_\_\_\_\_

Wing Angle: 0°  3°  6°

Servo Weights: \_\_\_\_\_

None  Aluminum  Steel  Other

Electronic Weights: \_\_\_\_\_

None  Aluminum  Steel  Other

Total Vehicle Weight: \_\_\_\_\_